



City of Rosemead Pumpkin Derby Race

Pumpkin Derby General Information:

Grab your pumpkin, decorate and build your pumpkin racers to enter the City of Rosemead's Pumpkin Derby Race.

Event Date: Saturday, November 4, 2023.

Location: Jess Gonzalez Sports Complex (8471 Klingermen St.)

Age Divisions: **Race Times:**

6-7 yrs. old 10:00 a.m.

8-9 yrs. old 10:30 a.m.

10-11 yrs. old 11:00 a.m.

12-13 yrs. old 11:30 a.m.

14-17 yr. old 12:00 p.m.

***Check-In Time: 30 min. prior to race time**



Registration Information:

Registration will open on September 18 and space is limited. Registration fee includes entry fee and Pumpkin Derby Kits. Kits will be available for pick up at Garvey Park Youth Center (7933 Emerson Pl.) beginning October 23.

How the Pumpkin Derby works:

- The pumpkin derby is a **ramp race**. Pumpkin derby cars will race down a ramp. The pumpkin that travels the furthest will move on to the next heat.
 - In the event both Racers reach the end of the track across the finish line, the Racer that reaches the end first will be declared the winner of the heat.
 - In the event of a distance tie, the winner will be determined by the most forward point of the axle. In the event of an axle tie, the winner will be determined by the most forward point of the pumpkin.
- Pumpkin must complete the race on the axles. Toppling pumpkins will be disqualified.

Pumpkin Derby Prizes:

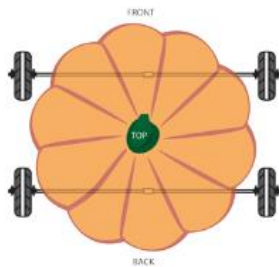
- 1st, 2nd and 3rd place will receive trophies in each age division.
- All participants will receive a participation medal.
- Best decorated pumpkin will receive a ribbon in each age division.

Pumpkin Derby Rules:

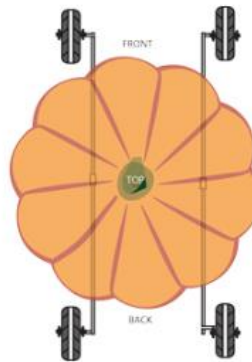
1. Craft your pumpkin racer using a single real pumpkin. (No restriction on size and weight of pumpkin)
2. Insert 2 independent axles through your pumpkin and attach wheels. Pumpkin kit is included in your registration fee.
3. Pumpkin Derby Racers cannot exceed 20" in width or contain additional weight i.e., concrete, rocks, etc.
4. No pre-fabricated chassis of any type is permitted i.e., skateboard, RC car, toy truck, etc.
5. No power assisted pumpkins, no motors, batteries, fans, pyrotechnics or explosives. No Sharp objects. Derby pumpkins must be GRAVITY powered only.
6. The 2 axles may not be hooked together in any way.
7. No bumpers or protective cage-like structure to protect racers.
8. Decorate your pumpkin to make it a crowd pleaser!
9. No pushing or "helping" your pumpkin racer at the starting line. Officials will keep a keen eye out for last minute shoves or any other trick.
10. NO CHEATING... Please be honest and fair. Don't be tempted to be a cheater.
11. Derby is open to contestants of all ages 6-17, however, divisions will be based on age.
12. The Referees' decision is final.

Acceptable Pumpkin Racers

Two independent axles running through the body of the pumpkin that do not connect to each other in any way

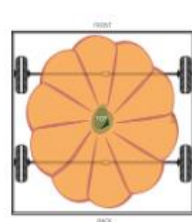
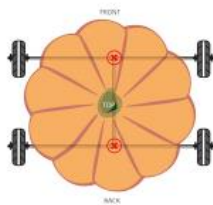


Still two independent axles running through the pumpkin with a different wheel configuration

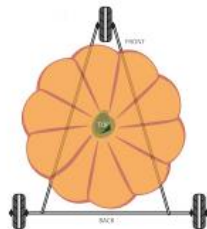


Unacceptable Pumpkin Racers

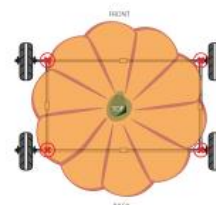
No chassis (constructed or prefabricated); Axles may not connect to each other



Pumpkin Racers may only have two axles, they must be independent and cannot connect



No chassis (constructed or prefabricated); Axles may not connect to each other



Tips and Tricks:

- Larger pumpkins are not necessarily the fastest.
- The best way to build a fast racer is to make certain the axles are parallel, so it rolls straight down the track. Many racers are eliminated because the pumpkin veers off course.
- Make certain your wheels spin freely.
- Make certain your axles are securely attached using nuts and washers.
- Make certain you have enough ground clearance.